

FAQ: How to recover AhsayCBS system account password?

Article ID : 8039

Reviewed : 27/03/2019

Product Version:

AhsayCBS: All

OS: All platforms

Description

This document contains information on how to recover the AhsayCBS system account password.

Steps

The AhsayCBS system account password is not recoverable. You can login the AhsayCBS web console by temporarily changing the system account password to "system", then modify the password again (to a password of your choice) in the AhsayCBS web console afterward.

To modify the system password, amend the "cbs.json" file located in:

`${Install-Home}\conf`

Value of `${Install-Home}` for various operating system:

- (Windows) C:\Program Files\AhsayCBS
- (Linux) /usr/local/cbs
- (AhsayUBS) /ubs/mnt/esfmfw/obsr/system/obsr

1. Open "cbs.json" with a text editor such as Notepad++.
2. Search for the exact phrase **"Type": "ADMIN"** (or search for **ADMIN** with matching case)

```
cbs.json  
...  
... "MobileQuota":-1, "Type": "ADMIN" ,"MsMailQuota":-1,"Pwd": "%hashed_password_entries%"...  
...
```

Note: DO NOT search for the phrase **%hashed_password_entries%**, it is an example only, you will not see the same phrase on your server's cbs.json file.

Also, the ordering of the admin account parameters may be different on your AhsayCBS versions.

3. Edit the "Pwd" entry by replacing

"Pwd": "%hashed_password_entries%" with

"Pwd": "u8XmYeEGxtzY3G3RhkVML8ujxxD7TY5xpgyT6vB38HM="

Similar to the example as follows:

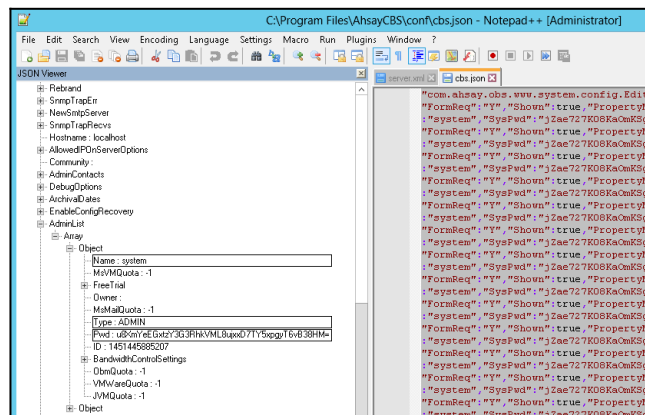
```
...
"MobileQuota":-1,"Type":"ADMIN","MsMailQuota":-1,"Pwd":"u8XmYeEGxtzY3G3RrhkVML8ujxxD7TY5xpgyT6vB38HM=" ...
...
```

Note: Using a [JSONViewer Notepad++ plugin](#), you can confirm if you have correctly edited the "cbs.json" file.

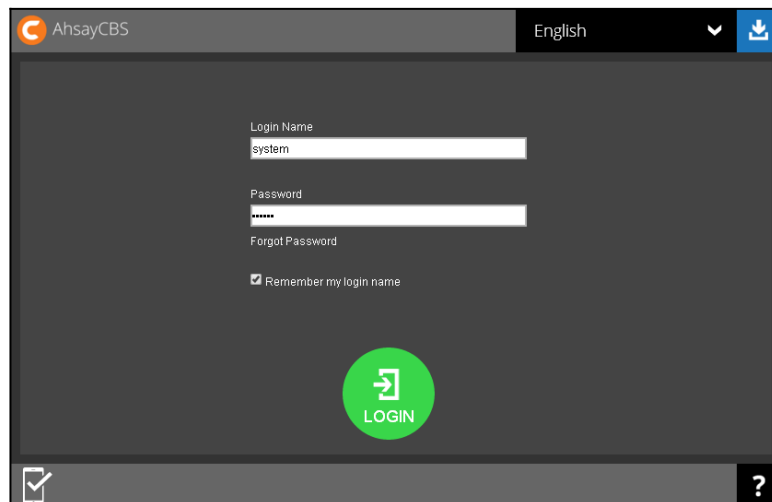
For the object with:

Name : system
Type : ADMIN

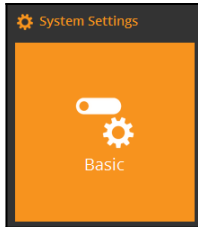
Confirm on the "Pwd" field:



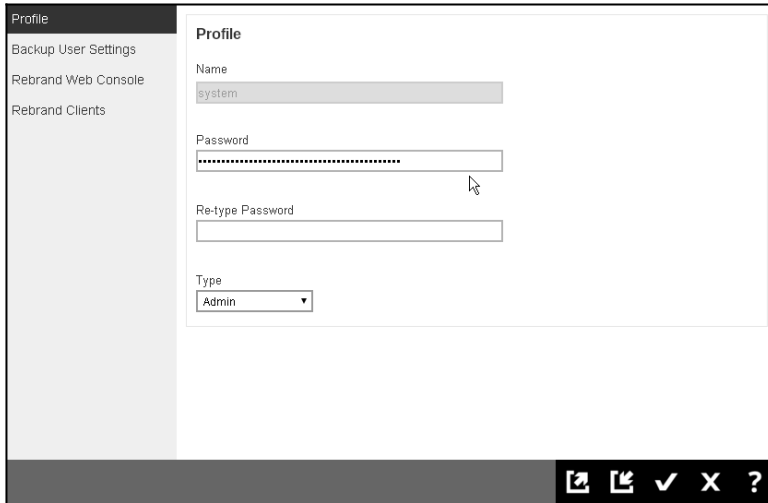
- 4. Restart the AhsayCBS service afterward.
- 5. Login to the AhsayCBS web console with username "system" and password "system":



- 6. Edit the password by selecting **Basic** under **System Settings**:



7. Under **Administrative Access**, Select the system account, **Profile**, edit the password:



Keywords

cbs, obs, password, system, admin, administrator, lost, pwd, recovery, recover, pass-word

From: <https://wiki.ahsay.com/> - **Ahsay Wiki**

Permanent link: https://wiki.ahsay.com/doku.php?id=public:8039_faq:how_to_recover_ahsaycbs_system_account_password&rev=1553678407

Last update: **2019/03/27 17:20**

