

# FAQ: How to recover AhsayCBS system account password?

**Article ID :** 8039

**Reviewed :** 13/04/2021

**Product Version:**

AhsayCBS: All

OS: All platforms

## Description

This document contains information on how to recover the AhsayCBS system account password.

## Steps

The AhsayCBS system account password is not recoverable. You can login the AhsayCBS web console by temporarily resetting the system account password to "system", then modify the password again (to a password of your choice) in the AhsayCBS web console afterward for AhsayCBS pre-v8.3.4.0.

On AhsayCBS v8.3.4.0 or above, if the system account password is reset to "system", on the next login to AhsayCBS web console it will automatically prompt you to change the password. Further access will not be allowed until the "system" password has been changed.

To modify the system password, amend the "cbs.json" file located in:

`${Install-Home}\conf`

Value of `${Install-Home}` for various operating system:

- (Windows) C:\Program Files\AhsayCBS
- (Linux) /usr/local/cbs
- (AhsayUBS) /ubs/mnt/eslsfw/obsr/conf

1. Open "cbs.json" with a text editor such as Notepad++.
2. Using a [JSONViewer Notepad++ plugin](#), locate the **unique system user ID** in the "cbs.json" file.

For the object with:

Name : system

Type : ADMIN

**ID: 1579077966764** (This is an example, as the system user ID: is unique for each AhsayCBS installation)



3. Search for the unique system user ID in the "cbs.json" file. For example: 1579077966764

```
cbs.json
...
"ID":"1579077966764" ,"Pwd":"%hashed_password_entries%" ...
...
```

Note: DO NOT search for the phrase %hashed\_password\_entries%, it is an example only, you will not see the same phrase on your server's cbs.json file.

Also, the ordering of the admin account parameters may be different on your AhsayCBS version.

4. Edit the "Pwd" entry by replacing

"Pwd":"%hashed\_password\_entries%" with

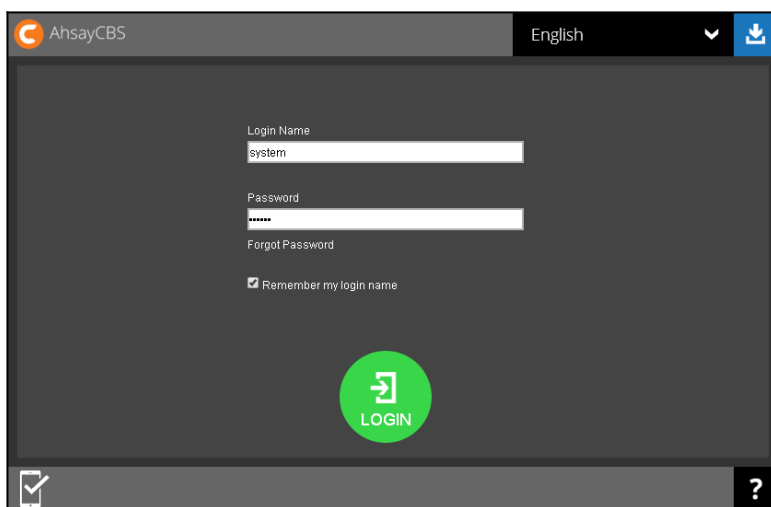
"Pwd":"u8XmYeEGxtzY3G3RhkVML8ujxxD7TY5xpgyT6vB38HM="

Similar to the example as follows:

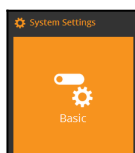
```
cbs.json
...
"ID":"1579077966764" ,"Pwd":"u8XmYeEGxtzY3G3RhkVML8ujxxD7TY5xpgyT6vB38HM=" ...
...
```

5. Restart the AhsayCBS service afterward.

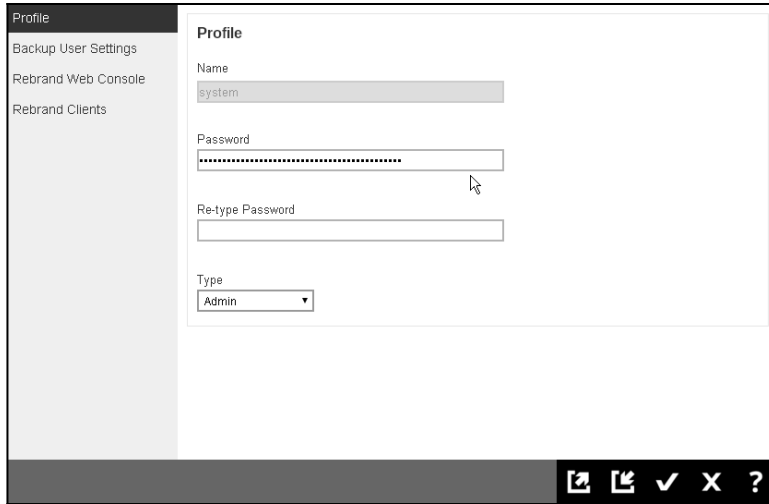
6. Login to the AhsayCBS web console with username "system" and password "system":



7. Edit the password by selecting **Basic** under **System Settings**:



8. Under **Administrative Access**, **Select the system account, Profile**, edit the password:



## Keywords

cbs, obs, password, system, admin, administrator, lost, pwd, recovery, recover, pass-word

From: <https://wiki.ahsay.com/> - **Ahsay Wiki**

Permanent link: [https://wiki.ahsay.com/doku.php?id=public:8039\\_faq:how\\_to\\_recover\\_ahsaycbs\\_system\\_account\\_password&rev=1618299132](https://wiki.ahsay.com/doku.php?id=public:8039_faq:how_to_recover_ahsaycbs_system_account_password&rev=1618299132)

Last update: **2021/04/13 15:32**

