

FAQ: How to recover AhsayCBS system account password?

Article ID : 8039

Reviewed : 13/04/2021

Product Version:

AhsayCBS: All

OS: All platforms

Description

This document contains information on how to recover the AhsayCBS system account password.

Steps

The AhsayCBS system account password is not recoverable. You can login the AhsayCBS web console by temporarily resetting the system account password to "system", then modify the password again (to a password of your choice) in the AhsayCBS web console afterward.

For AhsayCBS v8.3.4.0 or above, if the system account password is reset to "system", when you login to AhsayCBS web console it will be automatically prompted to change the password. Further access will not be allowed until the "system" password has been changed.

To modify the system password, amend the "cbs.json" file located in:

`${Install-Home}\conf`

Value of `${Install-Home}` for various operating system:

- (Windows) C:\Program Files\AhsayCBS
- (Linux) /usr/local/cbs
- (AhsayUBS) /ubs/mnt/eslsfw/obsr/conf

1. Open "cbs.json" with a text editor such as Notepad++.
2. Search for the exact phrase `"Type": "ADMIN"` (or search for `ADMIN` with matching case)

cbs.json
... "MobileQuota":-1, "Type": "ADMIN" , "MsMailQuota":-1, "Pwd": "%hashed_password_entries%" ...

Note: DO NOT search for the phrase `%hashed_password_entries%`, it is an example only, you will not see the same phrase on your server's cbs.json file.

Also, the ordering of the admin account parameters may be different on your AhsayCBS versions.

3. Edit the "Pwd" entry by replacing

"Pwd": "%hashed_password_entries%" with

"Pwd": "u8XmYeEGxtzY3G3RhkVML8ujxxD7TY5xpgyT6vB38HM="

Similar to the example as follows:

```
cbs.json
...
... "MobileQuota": -1, "Type": "ADMIN", "MsMailQuota": -1, "Pwd": "u8XmYeEGxtzY3G3RhkVML8ujxxD7TY5xpgyT6vB38HM=" ...
...
```

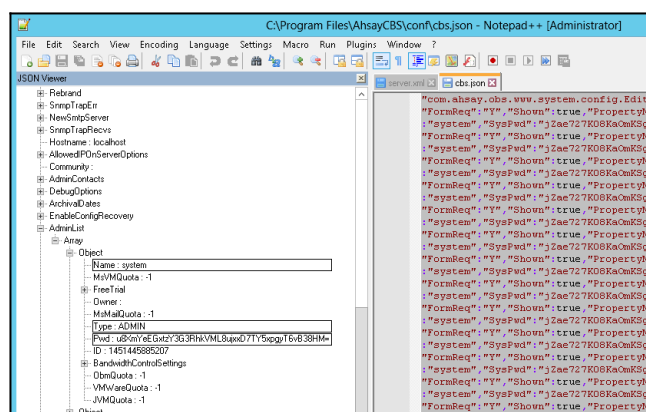
Note: Using a [JSONViewer Notepad++ plugin](#), you can confirm if you have correctly edited the "cbs.json" file.

For the object with:

Name : system

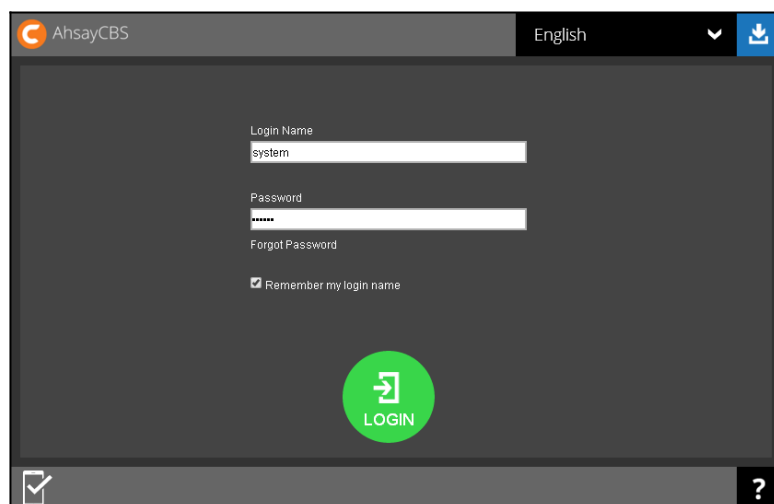
Type : ADMIN

Confirm on the "Pwd" field:

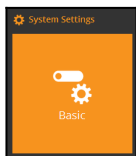


4. Restart the AhsayCBS service afterward.

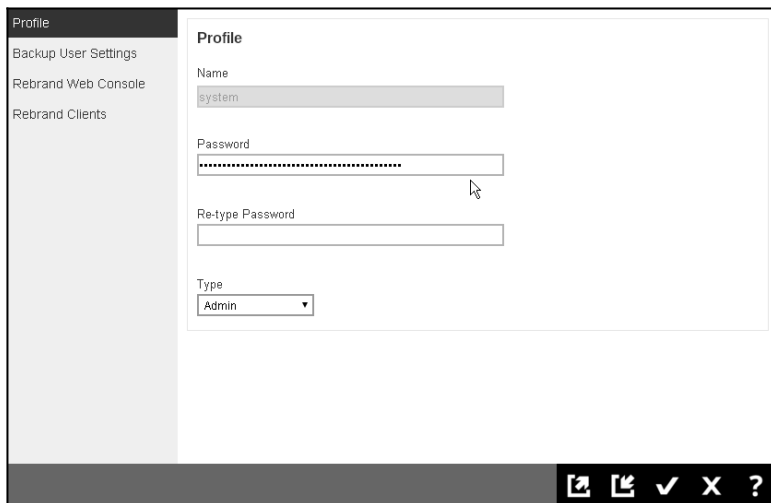
5. Login to the AhsayCBS web console with username "system" and password "system":



6. Edit the password by selecting **Basic** under **System Settings**:



7. Under **Administrative Access**, Select the system account, **Profile**, edit the password:

A screenshot of the 'Profile' settings page. The left sidebar shows 'Profile' selected. The main content area has a 'Name' field with 'system' entered. Below it are 'Password' and 'Re-type Password' fields, both with masked text. At the bottom is a 'Type' dropdown menu set to 'Admin'. A toolbar at the bottom right contains icons for back, forward, check, close, and help.

Keywords

cbs, obs, password, system, admin, administrator, lost, pwd, recovery, recover, pass-word

From:
<https://wiki.ahsay.com/> - Ahsay Wiki

Permanent link:
https://wiki.ahsay.com/doku.php?id=public:8039_faq:how_to_recover_ahsaycbs_system_account_password&rev=1618295456

Last update: 2021/04/13 14:30

