

ISSUE: Windows Server Backup is not installed (MS Windows System / System State backup)

Article ID: 5311

Reviewed: 27/02/2018

Product Version:

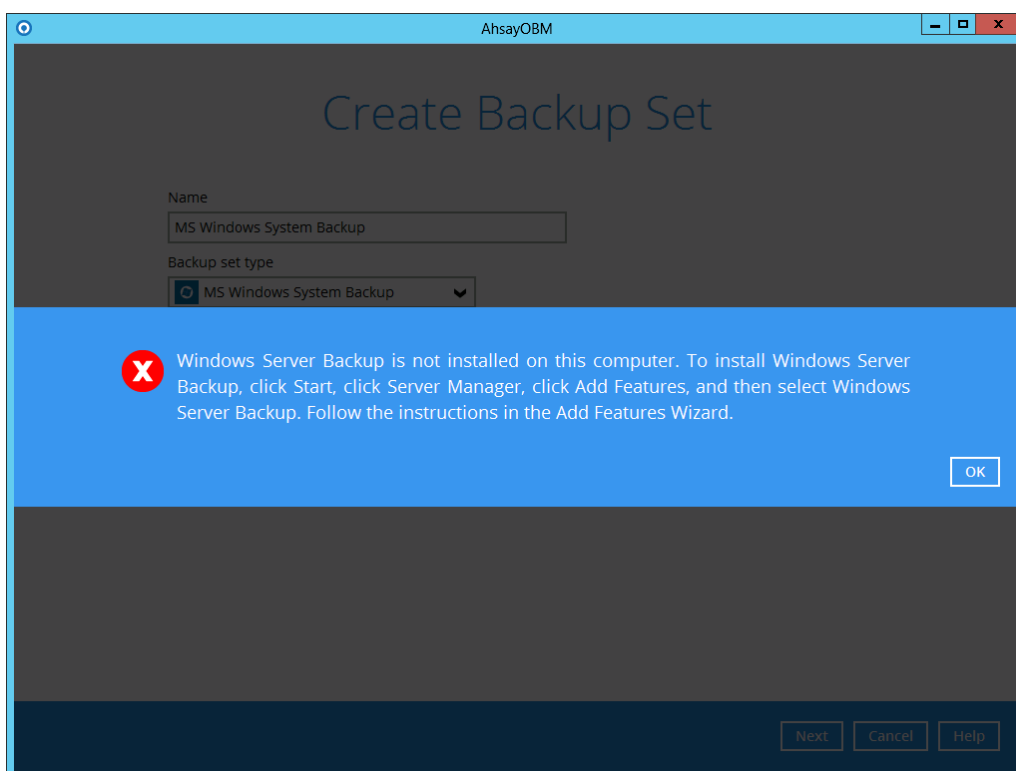
AhsayACB / AhsayOBM: 7.3.0.0 or above

OS: Windows

Problem Description

When creating a MS Windows System or System State backup set, the following error message is displayed on the backup client interface:

Windows Server Backup is not installed on this computer. To install Windows Server Backup, click Server Manager, click Add Features, and then select Windows Server Backup. Follow the instructions in the Add Features Wizard.



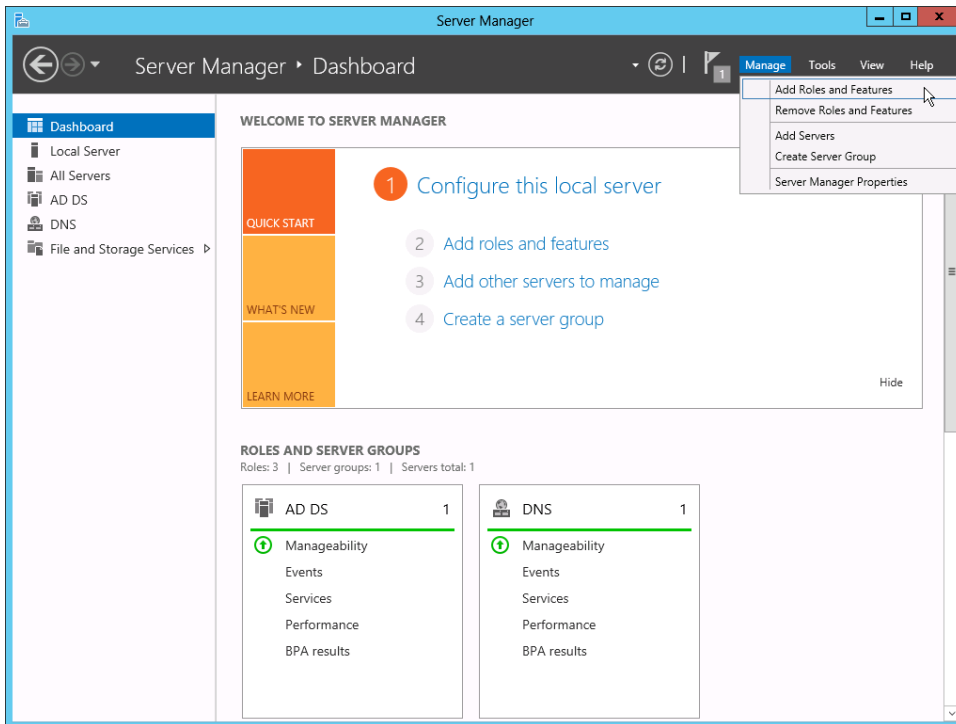
Cause

The message suggests that the Windows Server Backup feature is not installed on the corresponding computer.

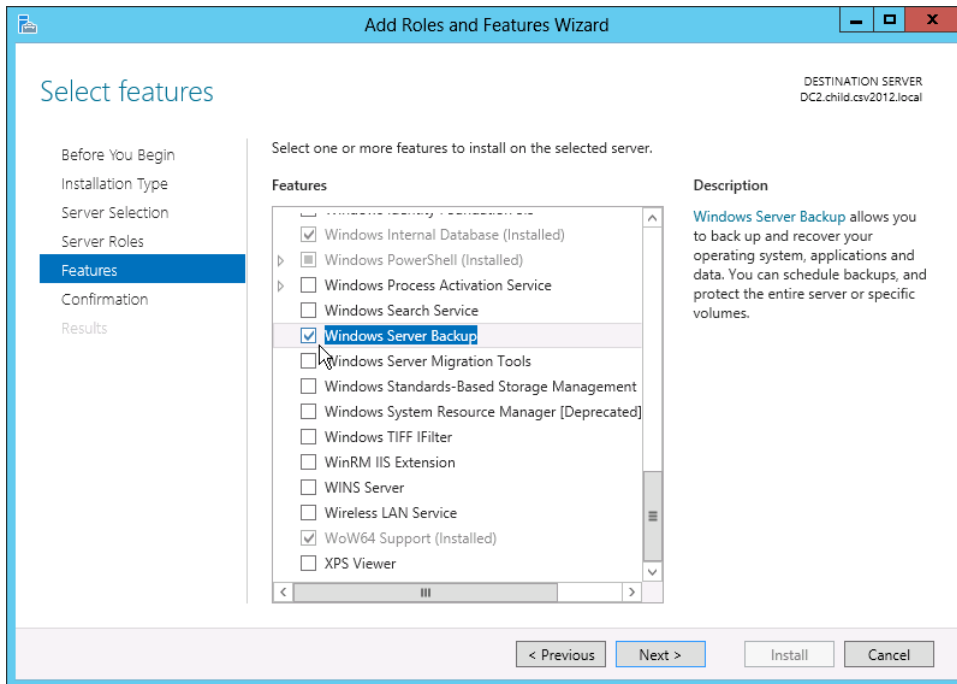
Resolution

To resolve the issue, install the Windows Server Backup feature on the corresponding Windows computer.

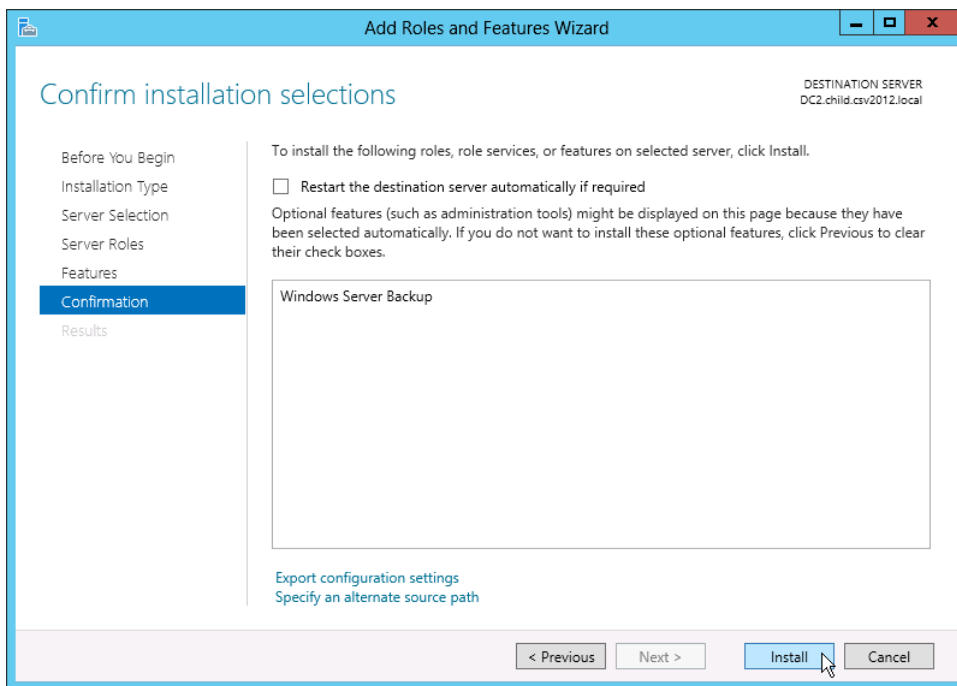
1. Open **Server Manager**, click **Manage** and **Add Roles and Features**.



2. Select **Role-based or feature-based installation**.
3. Select the server to install the feature.
4. Select **Windows Server Backup** under **Features**



5. Click **Install** to start the installation.



Keywords

client, platform, windows, systemstate, system, wbadmin, feature, ad, image

Last update: 2018/03/02 09:39 public:5311_windows_server_backup_not_installed https://wiki.ahsay.com/doku.php?id=public:5311_windows_server_backup_not_installed

From:
<https://wiki.ahsay.com/> - **Ahsay Wiki**

Permanent link:
https://wiki.ahsay.com/doku.php?id=public:5311_windows_server_backup_not_installed 

Last update: **2018/03/02 09:39**