

[V7] FAQ: How do I start or initiate a backup job on my AhsayOBM/AhsayACB clients directly from the AhsayCBS server

Article ID : 5241

Reviewed : 2017-05-04

Product Version:

AhsayCBS: 7.5.0.0 to 7.x

OS: All platforms

ATTENTION 1st January, 2022: v7 officially End-of-Life [[details](#)]

Description

This article contains information on how to initiate a backup job on a AhsayOBM/AhsayACB client directly from a AhsayCBS Server.

AhsayCBS system administrators can initiate a backup job on an AhsayOBM/AhsayACB client machine remotely from the AhsayCBS web management console. When a backup job is initiated from the AhsayCBS web management console it will take around 10 minutes for the AhsayOBM/AhsayACB client to receive the remote command and start the backup job, the progress and status of the backup job can be monitored under [Monitoring]>[Live Activities]>[Backup Status].

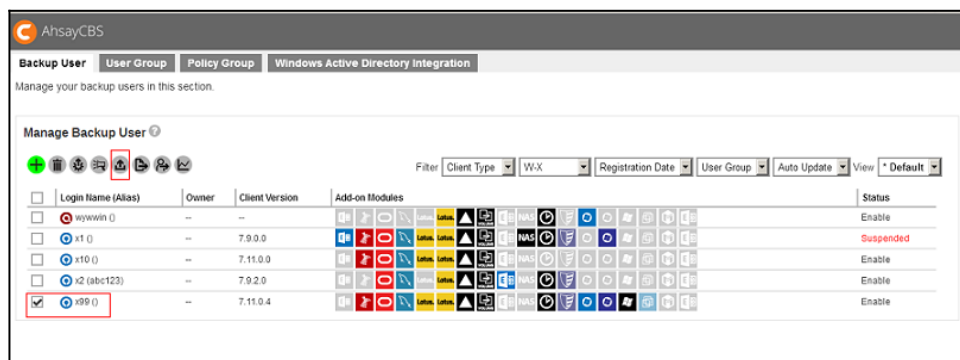
Assumptions:

1. The machine installed with AhsayOBM/AhsayACB is powered on and is connected to the internet.
2. The AhsayOBM/AhsayACB scheduler service on the client machine is running and is able to connect to the AhsayCBS server.
3. The AhsayOBM/AhsayACB client is connecting to AhsayCBS server using the latest login credentials.


Steps

To start or initiate a backup job on a AhsayOBM/AhsayACB client machine, refer to the following steps:

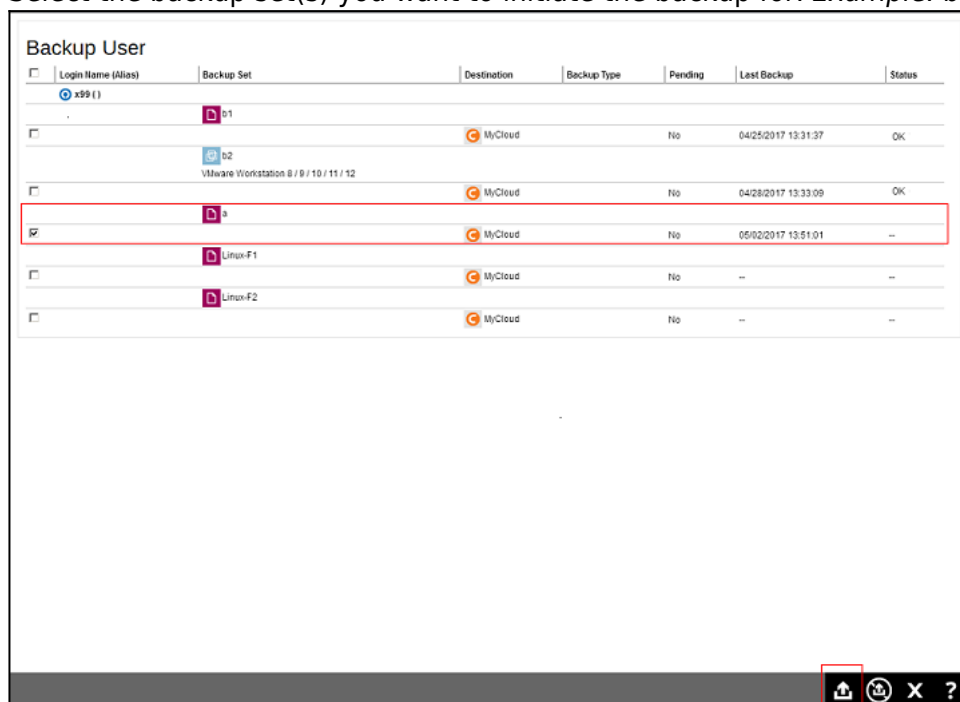
1. Login to the AhsayCBS web console.
2. Go to [Backup / Restore]>[Users, Groups, & Policies]>[Backup User] and select the user account(s) you wish to initiate a backup job on. *Example: backup user account 'x99'.*




After selecting the user account(s) click on the Run Backup icon.



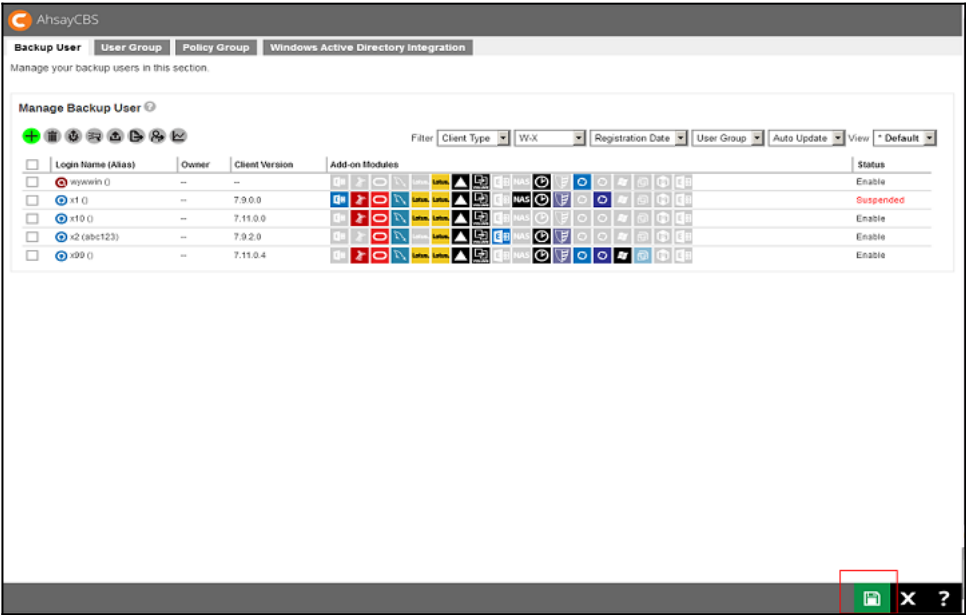
3. Select the backup set(s) you want to initiate the backup for. *Example: backup set 'a'.*




After selecting the backup sets, click on the Run Backup icon on the bottom right of the screen.



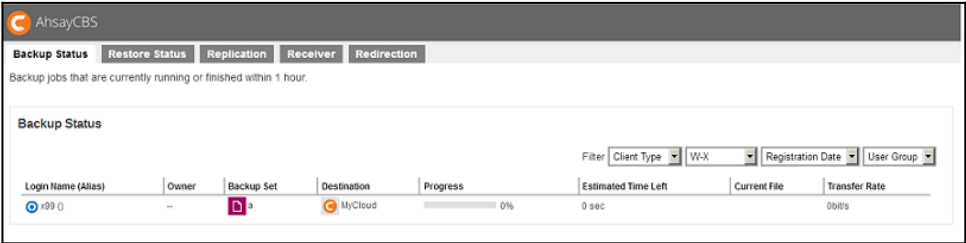
4. In the [Backup / Restore]>[Users, Groups, & Policies]>[Backup User] page.



Click on the save button to confirm the settings.



5. Go to [Monitoring]>[Live Activities]>[Backup Status] to monitor the status of the backup job(s).



Keywords

Run Backup, server initiated backup

From:
<https://wiki.ahsay.com/> - Ahsay Wiki

Permanent link:
https://wiki.ahsay.com/doku.php?id=public:5241_faq:how_do_i_start_or_initiate_a_backup_job_on_my_ahsayobm_ahsayacb_clients_directly_from_the_ahsaycbs_server

Last update: 2021/12/16 05:05